



Investment

FY 22 Businesses Recruited, Expanded or Retained	37
Estimated Investment	\$4.46B
Jobs Created/Retained	826
Created	670
Retained	156



Visits to Existing Businesses

July 2022	70
YTD FY 2023	70 (8.2% of 850 Goal)
YTD FY 2022	143



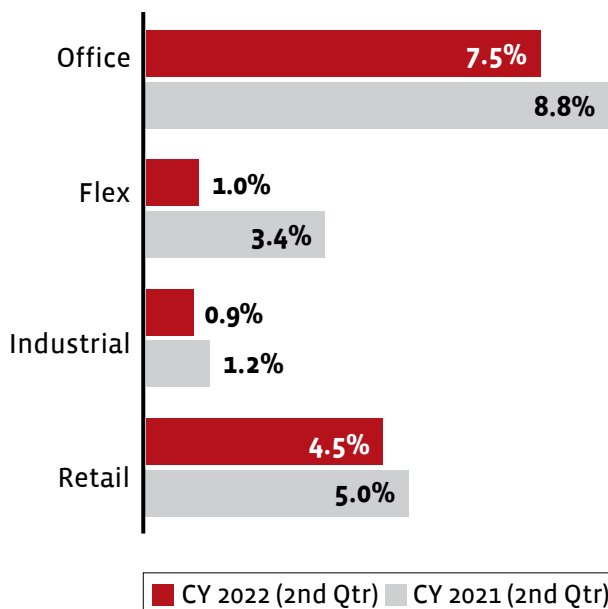
Internet Marketing

Website Visits FY 23 (DED)	12,120
FY 23 Goal	125,000
FY 23 Goal Attainment	9.7%
Website Visits FY 22 (Loudoun Farms)	5,433
FY 23 Goal	85,000
FY 23 Goal Attainment	7.04%

Social Media Followers (DED) July FY 23	38,554
July FY 22	36,018
Change	+7.04%
Social Media Followers (Loudoun Farms) July FY 23	21,506
July FY 22	20,805
Change	+ 3.4%



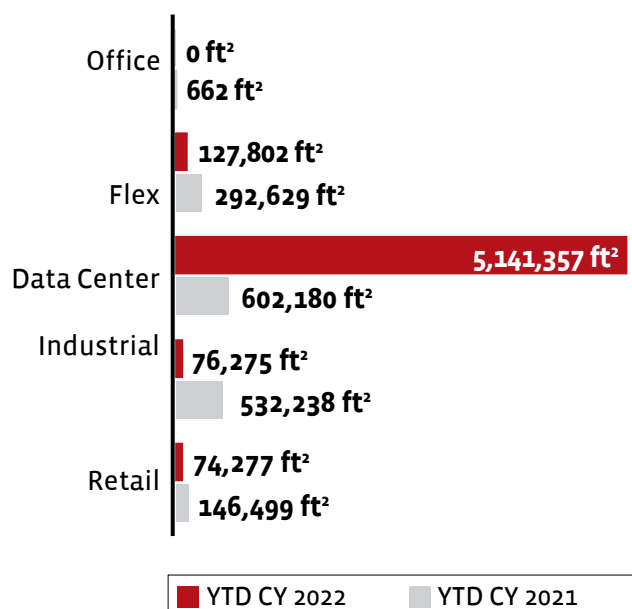
Commercial Vacancy Rates



Source: Costar; Loudoun County Dept. Bldg. and Dev.

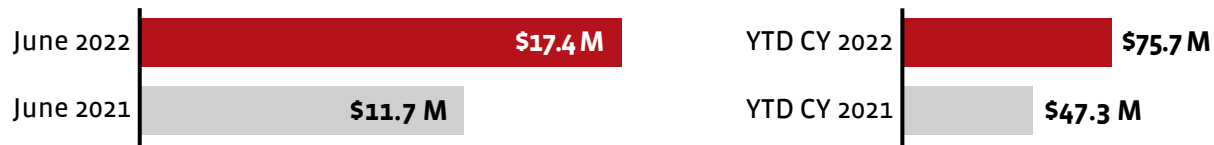


Commercial Building Permits





Hotel Revenue



Source: Visit Loudoun



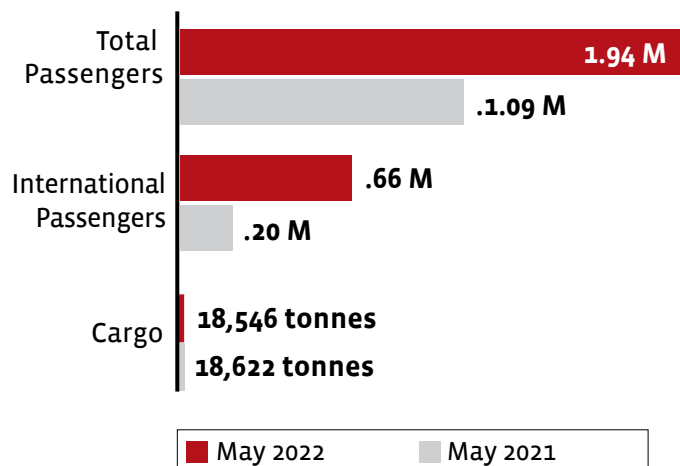
Retail Sales



Source: Virginia Dept. Taxation - Please note, these numbers lag several months. 2022 Q2 numbers have not yet been released.



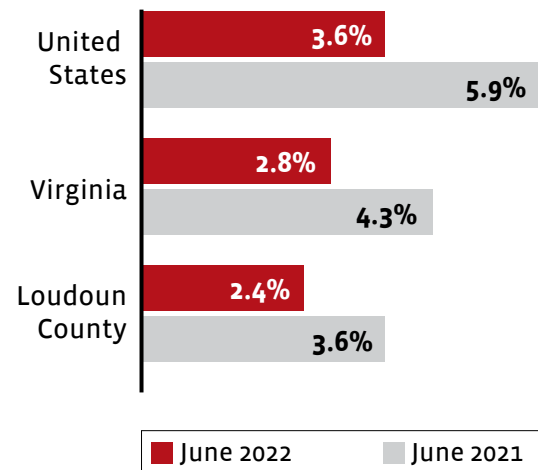
Dulles International Airport



Source: Metropolitan Washington Airports Authority



Unemployment Rates



Source: Bureau of Labor Statistics