



# LOUDOUN VIRGINIA

ECONOMIC DEVELOPMENT

## Loudoun County Department of Economic Development Monthly Update

May 2013



### Commercial Business Development Pipeline

Qualified Prospects (April)	40
Prospects (April)	44
FY13 Pipeline Total	145
FY13 Pipeline Goal	150
FY13 Goal Attainment	97%
FY13 Wins	44
Estimated Investment by Wins	\$419.2M
Jobs Created/Retained by Wins	1,151



### Visits to Existing Businesses

April 2013	20
FY13	337
FY13 Goal	335
FY13 Goal Attainment	101%



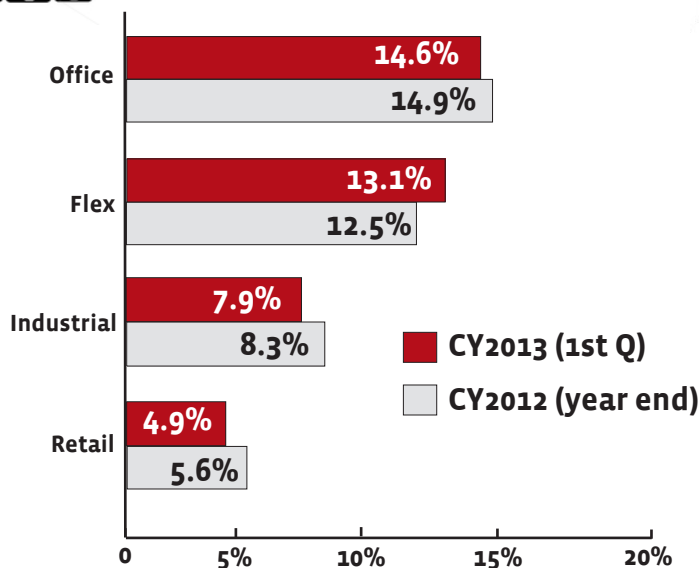
### Internet Activity\*

Unique Website Visits YTD	67,139	DED Twitter Subscribers	1,512
FY13 Goal	91,000	Loudoun Farms Twitter	
FY13 Goal Attainment	74%	Subscribers	815
Page Views	183,154	Loudoun Small Biz Twitter	
		Subscribers	555
DED Facebook Subscribers	2,291	DED LinkedIn Subscribers	431
Loudoun Farms Facebook			
Subscribers	2,608		

\*Prior-year data unavailable; Google Analytics was only available for 6 months of FY12.



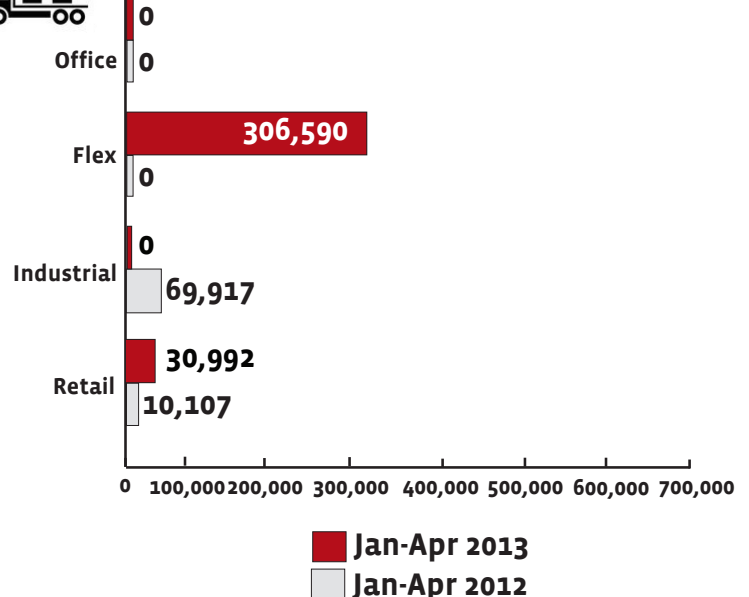
### Commercial Vacancy Rates



Source: Costar; Loudoun County Dept. Bldg. and Dev.



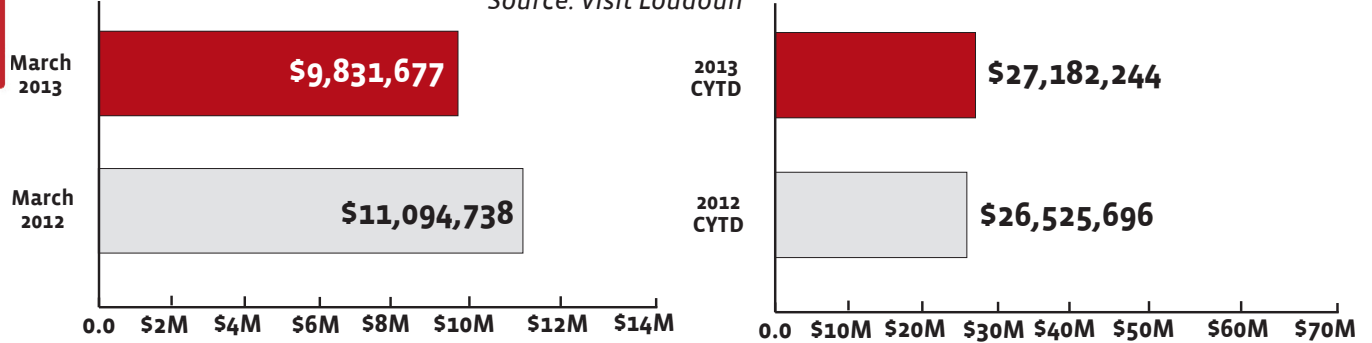
### Commercial Building Permits





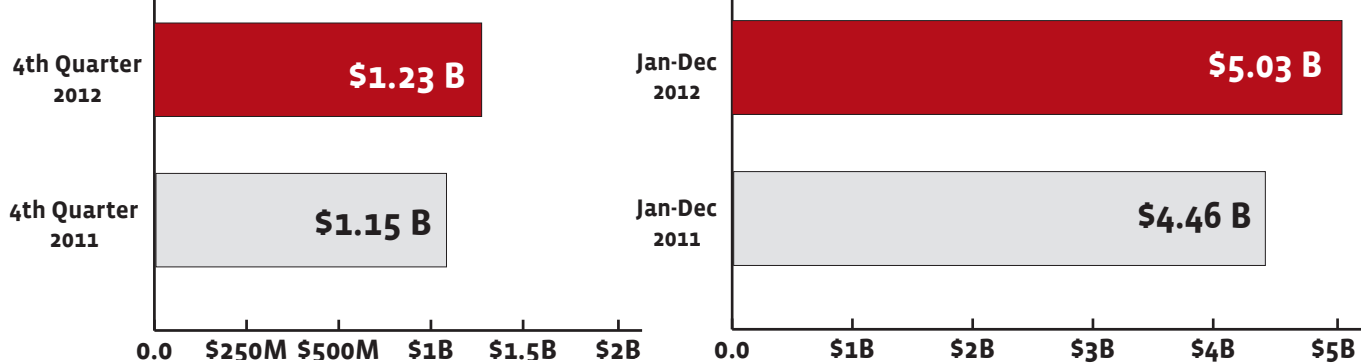
## Hotel Revenue

Source: Visit Loudoun

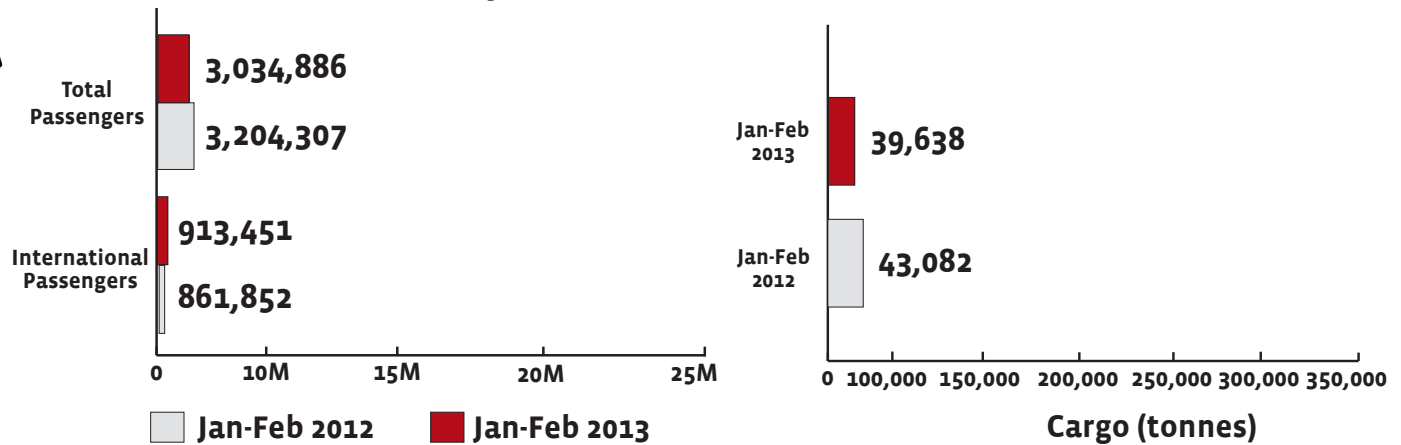


## Retail Sales

Source: Virginia Dept. Taxation



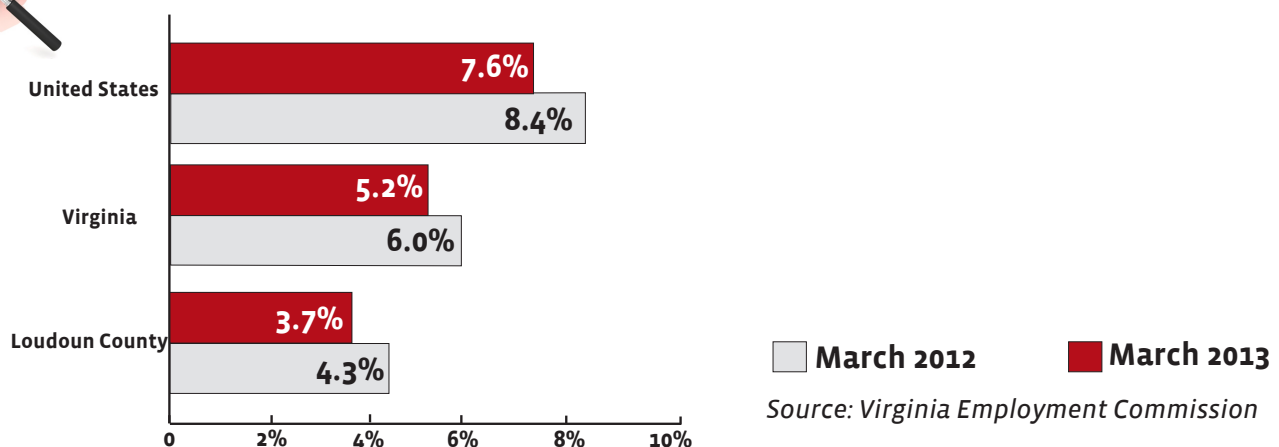
## Dulles International Airport



Source: Metropolitan Washington Airports Authority



## Unemployment Rates



Source: Virginia Employment Commission